

CHANDRAHASINI VIDYAPEETH

Mirouni, Via- Chandrapur, Sakti (C.G.)



SESSION 2023-24

GRADE – KG-II



Summer Holiday Homework

HOLIDAYS... FUN TIME ... PARTY TIME

Dear Parents,

Summer holidays are around the corner. Despite the hot sun, we can still have a lot of fun, so vacation is here for a sweet treat.

In order to enhance the children's creativity and innovation for the progressive learning, CHANDRAHASINI VIDYAPEETH School has designed a few engaging activities and holiday homework.

Help your children to do it:

Morning Blessings- Help your children to inculcate good habits by doing, "Surya Pranam" and encourage them to greet all elders in the morning.

Fun in knowing- Tell the children about your childhood, share incidents from the past and show them your old family albums.

This will strengthen the bond between you and your children.

Fun with books- Encourage your children to read books with suitable morals.

Have walk together and talk to your children about what are their likes and dislikes etc.

- Help your children to memorise your home address and contact numbers.
- Do one page cursive writing of English , daily in a separate notebook.
- Learn and write three new words form dictionary daily.

Best Regards
Mrs. Hema Biswas
Principal

FUN ACTIVITY
ENGLISH

1. Match with their small letters

A	g
D	a
G	d
I	l
L	n
N	i

2. Color the vowels in green color and consonants in yellow color

a b c d e f

g h i j k l

m n o p q r s

t u v w x y z

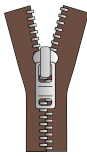
3. Match the pictures that have the same vowel sounds



a



e



i



o



u



4. LEARN POEM (One, two buckle my shoe)



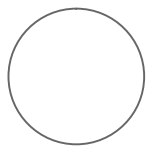
One, two, buckle my shoe

One, two, buckle my shoe
Three, four, shut the door
Five, six, pick up sticks
Seven, eight, lay them straight
Nine, ten, a big fat hen

1 2 3 4 5 6 7 8 9 10

SUBJECT - MATHS

1. Color the big circle red, bigger circle yellow and biggest circle green.





2. Draw and color any 1 long objects and 1 short object.



3. Draw the next pattern.



4. Color the plant that is tall.



5. Learn table of 2 and 3.

$$2 \times 1 = 2$$

$$2 \times 2 = 4$$

$$2 \times 3 = 6$$

$$2 \times 4 = 8$$

$$2 \times 5 = 10$$

$$2 \times 6 = 12$$

$$2 \times 7 = 14$$

$$2 \times 8 = 16$$

$$2 \times 9 = 18$$

$$2 \times 10 = 20$$

$$3 \times 1 = 3$$

$$3 \times 2 = 6$$

$$3 \times 3 = 9$$

$$3 \times 4 = 12$$

$$3 \times 5 = 15$$

$$3 \times 6 = 18$$

$$3 \times 7 = 21$$

$$3 \times 8 = 24$$

$$3 \times 9 = 27$$

$$3 \times 10 = 30$$

HINDI

१. चित्रों को उनके नाम से मिलान कीजिए

पत्ता



कलम



रस्सी



तरबूज




गमला



२. क से ह तक लिखिए

३. अ से अः तक जोड़कर चित्र को पूरा करें और रंग भरें।



४. कविता याद करिए (बिल्ली बोली म्याऊं म्याऊं)

भूखी बिल्ली

बिल्ली बोली म्याऊँ म्याऊँ
भूख लगी है क्या मैं खाऊँ।
चूहे के पीछे दौड़ लगाऊँ
उसे पकड़कर मैं खा जाऊँ।
या फिर किसी के घर पर जाऊँ
दूधमलाई चट कर जाऊँ।
प्यारे बच्चों बोलो बोलो
कैसे अपनी भूख मिटाऊँ।।।



DRAWING

Color the pictures

